



**SIE HABEN VIEL VOR.
WIR HABEN ALLES DA.**

UNSERE LIEBHERR-KRANE.

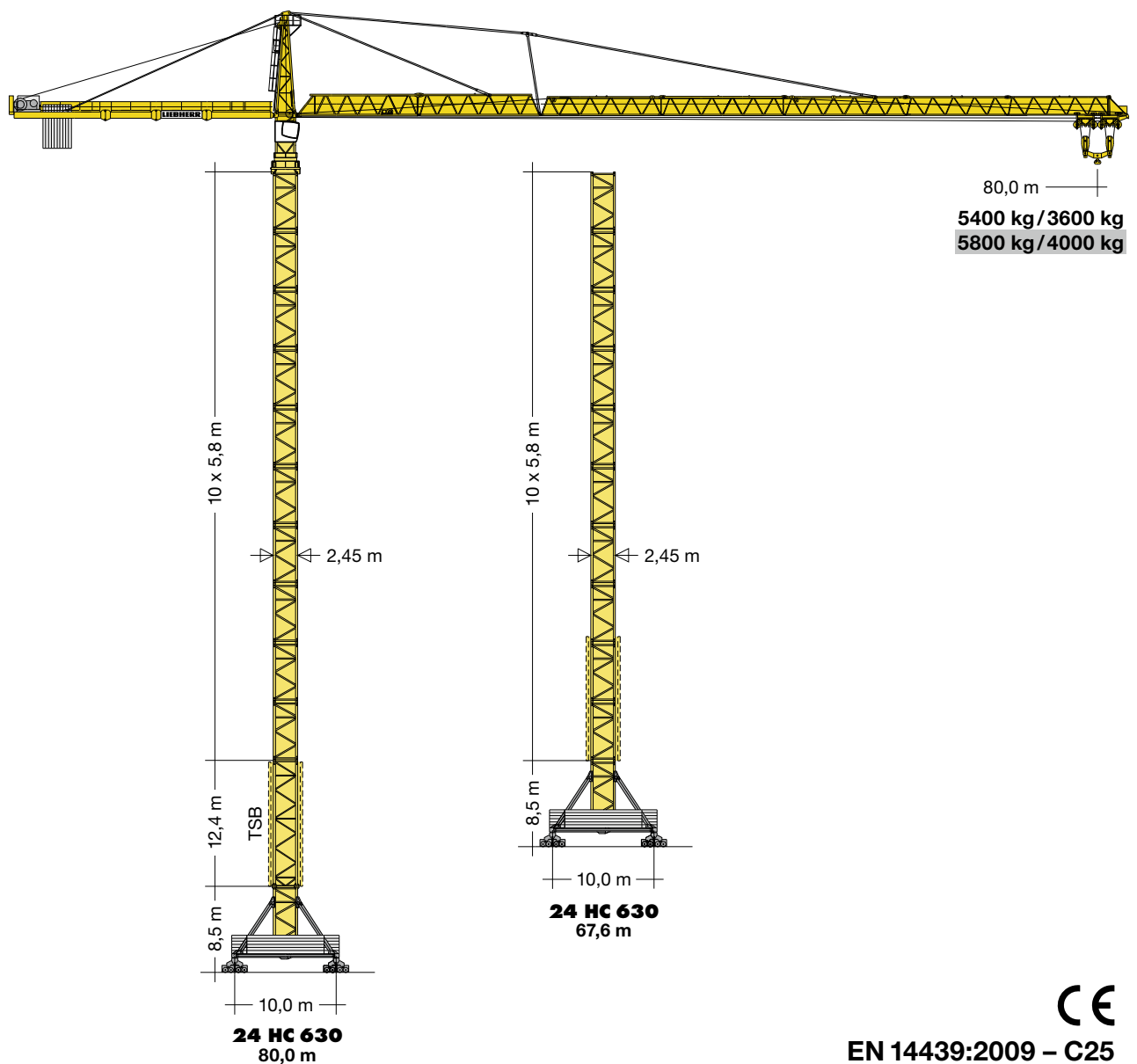
Turmdrehkran

Tower Crane / Grue à tour / Gru a torre / Grúa torre /
Guindaste de torre / Кран башенный

630 EC-H 40 Litronic®

▶ **630 EC-H 40** Litronic®

630 EC-H 50 Litronic®



CE

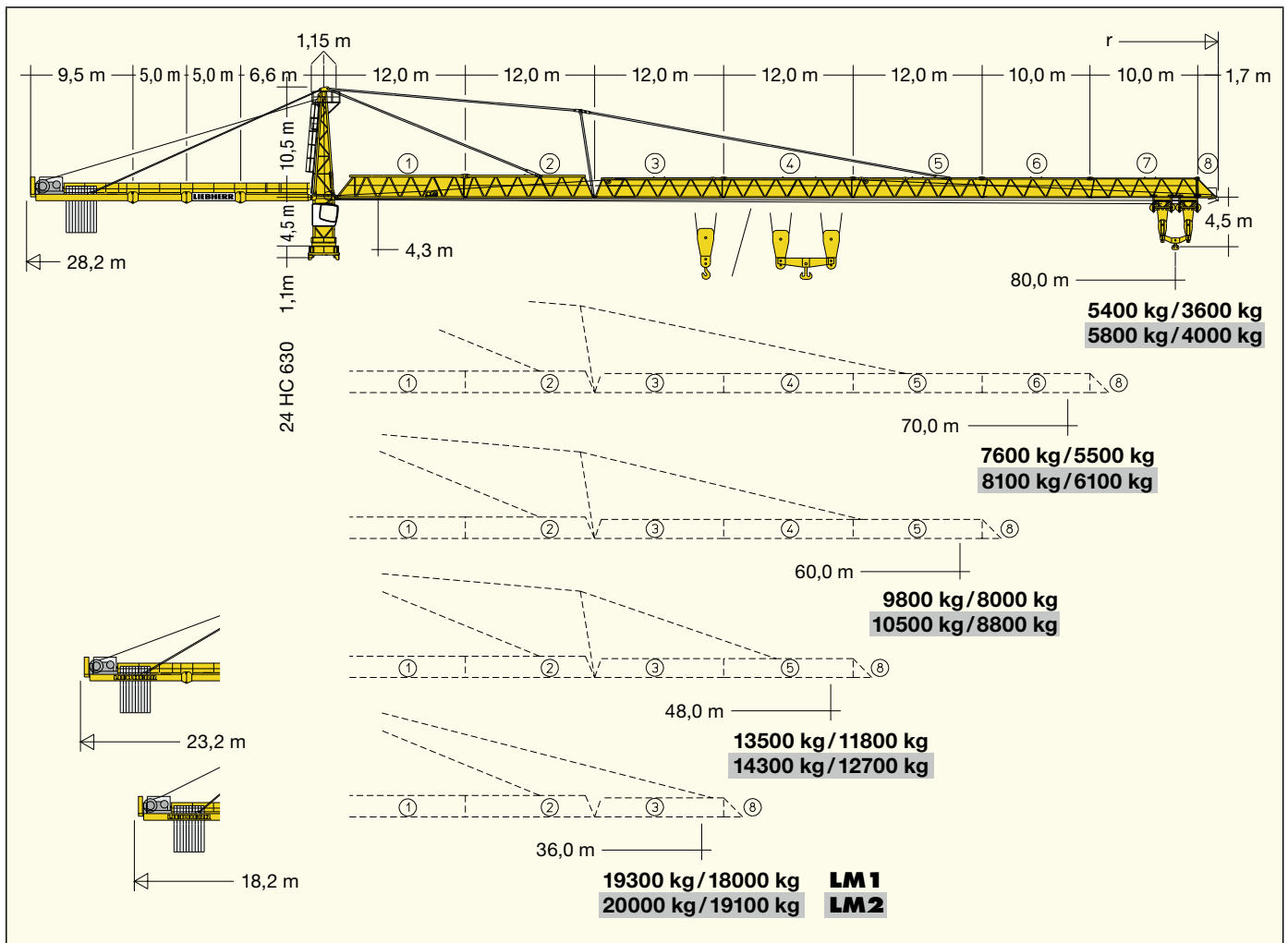
EN 14439:2009 – C25

Überreicht durch TRINAC.
Wir beraten Sie gerne:
Tel.: +49 201 824-7746

LIEBHERR


Ausladung und Tragfähigkeit


Radius and capacity / Portée et charge / Sbraccio e portata / Alcances y cargas / Alcance e capacidade de carga / Вылет и грузоподъемность

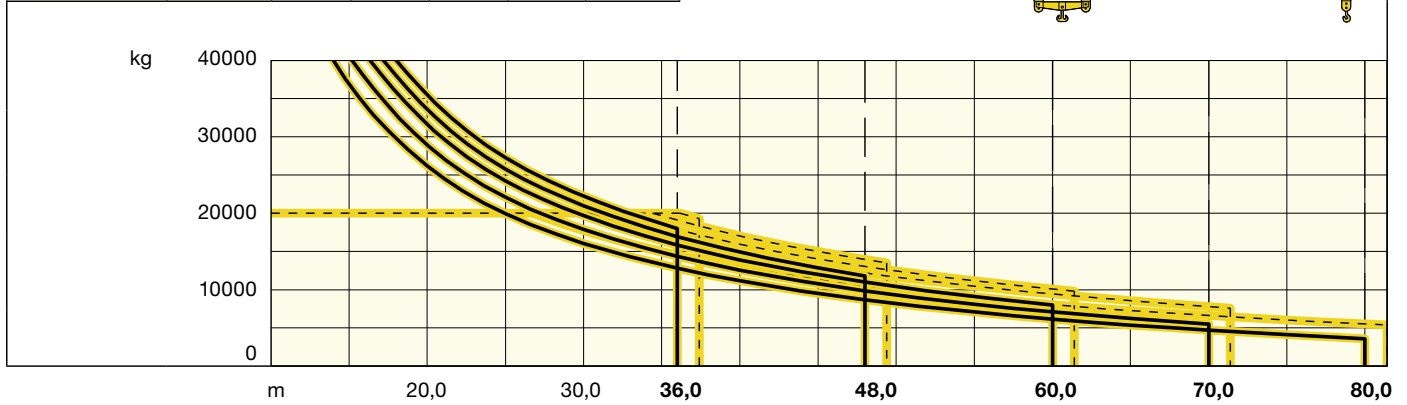


Ausladung und Tragfähigkeit

Radius and capacity / Portée et charge / Sbraccio e portata / Alcances y cargas / Alcance e capacidade de carga / Вылет и грузоподъемность

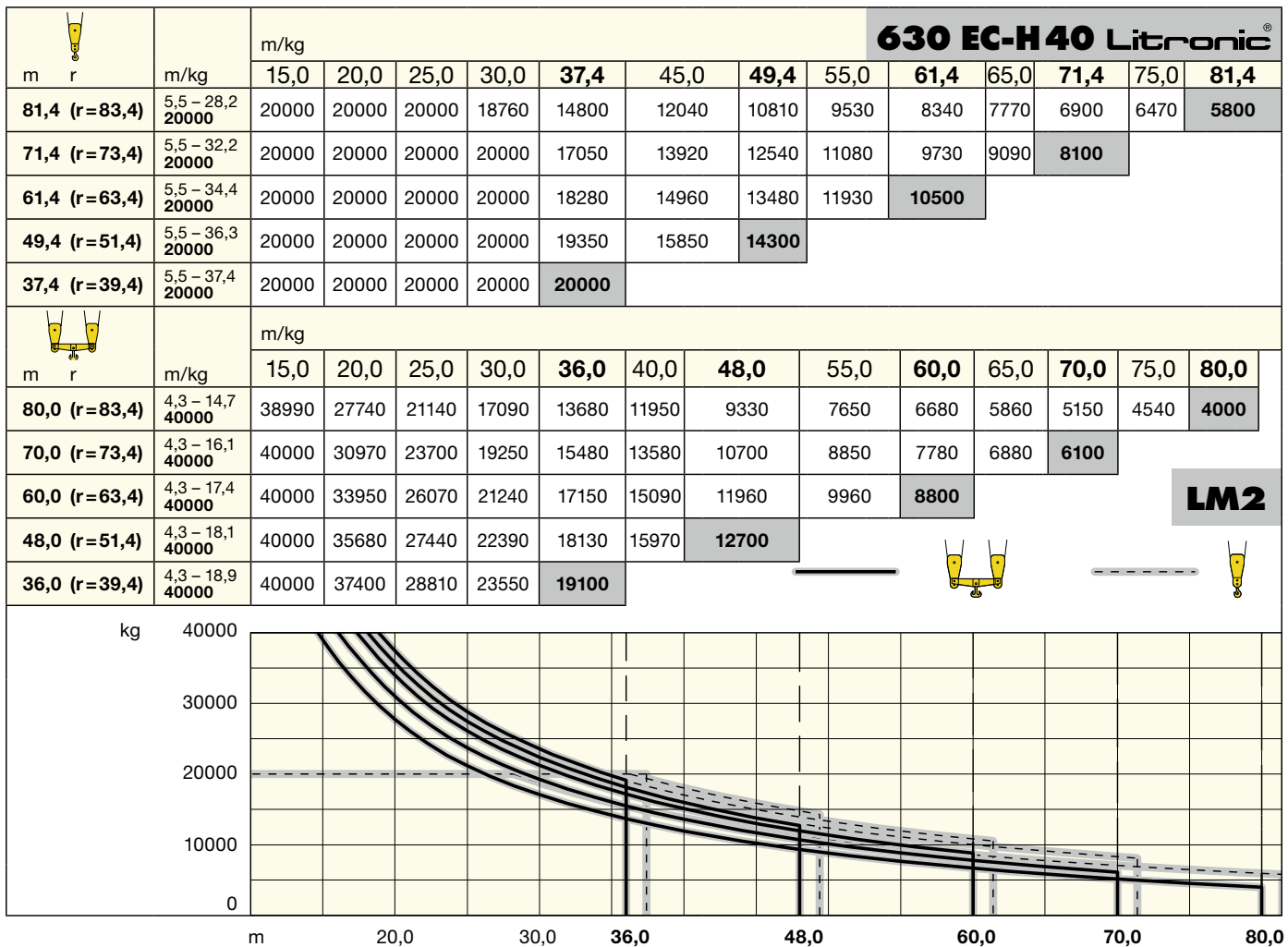
 m r		m/kg	630 EC-H 40											
			15,0	20,0	25,0	30,0	37,4	45,0	49,4	55,0	61,4	65,0	71,4	75,0
81,4 (r=83,4)	5,5 - 26,7 20000	20000	20000	20000	17710	13950	11330	10160	8940	7810	7270	6440	6030	5400
71,4 (r=73,4)	5,5 - 30,5 20000	20000	20000	20000	20000	16120	13140	11820	10440	9150	8540	7600		
61,4 (r=63,4)	5,5 - 32,3 20000	20000	20000	20000	20000	17160	14010	12620	11150	9800				
49,4 (r=51,4)	5,5 - 34,4 20000	20000	20000	20000	20000	18310	14980	13500						
37,4 (r=39,4)	5,5 - 36,2 20000	20000	20000	20000	20000	19300								

 m r		m/kg	LM 1											
			15,0	20,0	25,0	30,0	36,0	40,0	48,0	55,0	60,0	65,0	70,0	75,0
80,0 (r=83,4)	4,3 - 14,0 40000	36890	26190	19910	16060	12810	11160	8670	7070	6150	5370	4700	4110	3600
70,0 (r=73,4)	4,3 - 15,2 40000	40000	28920	22080	17880	14340	12550	9830	8090	7080	6230	5500		
60,0 (r=63,4)	4,3 - 16,4 40000	40000	31610	24210	19670	15840	13900	10970	9080	8000				
48,0 (r=51,4)	4,3 - 17,2 40000	40000	33560	25760	20980	16940	14900	11800						
36,0 (r=39,4)	4,3 - 18,0 40000	40000	35440	27250	22240	18000								

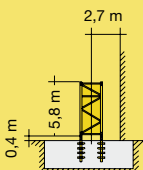
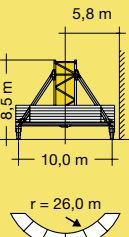
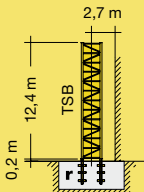
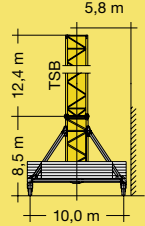


Ausladung und Tragfähigkeit

Radius and capacity / Portée et charge / Sbraccio e portata / Alcances y cargas / Alcance e capacidade de carga / Вылет и грузоподъемность

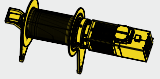
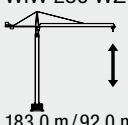


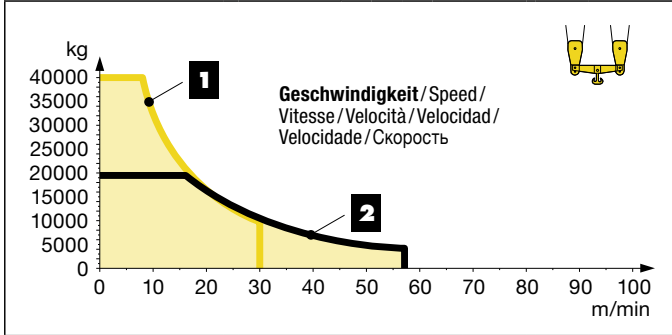
LM 2 = Abweichende Geschwindigkeiten und Betriebsbedingungen. / Variant speeds and service conditions. / Vitesses et conditions de fonctionnement différentes. / Differenti velocità e condizioni di funzionamento. / Otras velocidades y características de funcionamiento. / Outras velocidades e características de funcionamento. / Нестандартные скорости и условия эксплуатации.

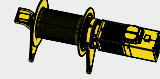
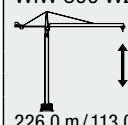
24 HC 630				
C 25				
10	59,5 ¹⁾	67,6 ¹⁾	71,7 ¹⁾	80,0 ¹⁾
9	53,7	61,8 ¹⁾	65,9	74,2 ¹⁾
8	47,9	56,0 ¹⁾	60,1	68,4 ¹⁾
7	42,1	50,2	54,3	62,6
6	36,3	44,4	48,5	56,8
5	30,5	38,6	42,7	51,0
4	24,7	32,8	36,9	45,2
3	18,9	27,0	31,1	39,4
2	13,1	21,2	25,3	33,6
1	7,2	15,4	19,5	27,8
0	-	9,6	13,7	22,0
	m	m	m	m
	 <p style="text-align: center;">24 HC 630 FA</p>	 <p style="text-align: center;">24 HC 630 UC-1000m</p>	 <p style="text-align: center;">24 HC 630 FAr</p>	 <p style="text-align: center;">24 HC 630 UC-1000mr</p>

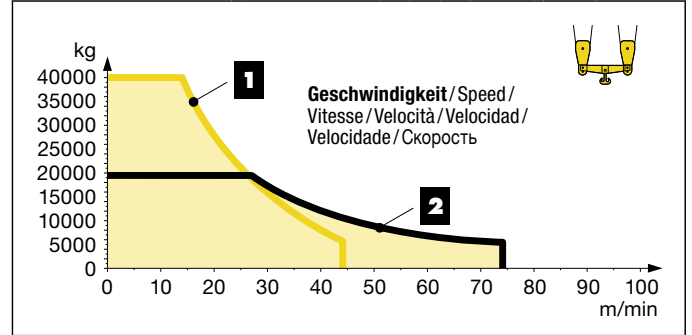



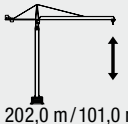
Weitere Hubhöhen, Auslegerlängen sowie Klettern im Gebäude auf Anfrage. / Further hoist heights and jib lengths as well as climbing inside the building on request. /
 Autres hauteurs sous crochet et longueurs de flèche ainsi que hissage dans le bâtiment sur demande. / Ulteriori altezze gancho, lunghezze braccio così come telescopaggio
 all'interno dell' edificio: su richiesta. / Para alturas bajo gancho superiores, otros alcances y trepado en el interior del edificio, consultar. / Outras alturas de elevação,
 comprimentos de lança e subida no edifício: sob consulta. / Другие высоты подъема, длины стрелы и самоподъем в здании – по запросу.

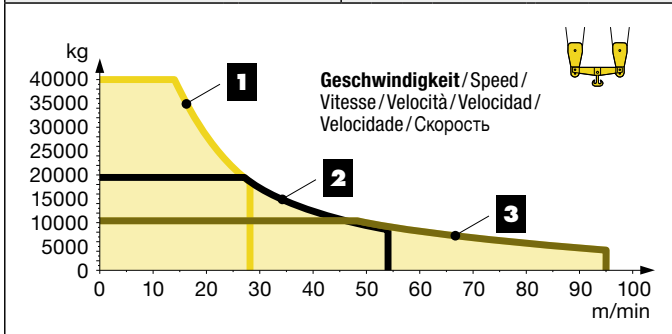
	↔ stufenlos / stepless / régl. continu / regl. progressiva / sin escalones / sem degraus / бесступенчатый kg m/min kg m/min
65 kW FU SD.shift WIW 280 WZ 403  183,0 m / 92,0 m max. 368,0 m / 184,0 m ¹⁾	5 Lagen Layers Couches Avvolgimenti Camadas Capas Слоёв 1 20000 0 ↔ 16 40000 0 ↔ 8 4700 0 ↔ 60 9600 0 ↔ 30 2 9800 0 ↔ 32 19700 0 ↔ 16 1700 0 ↔ 115 4100 0 ↔ 57

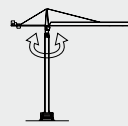
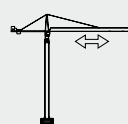





	↔ stufenlos / stepless / régl. continu / regl. progressiva / sin escalones / sem degraus / бесступенчатый kg m/min kg m/min
110 kW FU SD.shift WIW 300 WZ 403  226,0 m / 113,0 m max. 368,0 m / 184,0 m ¹⁾	6 Lagen Layers Couches Avvolgimenti Camadas Capas Слоёв 1 20000 0 ↔ 28 40000 0 ↔ 14 5600 0 ↔ 88 11300 0 ↔ 44 2 9700 0 ↔ 55 19400 0 ↔ 27 2600 0 ↔ 149 5900 0 ↔ 74



	↔ stufenlos / stepless / régl. continu / regl. progressiva / sin escalones / sem degraus / бесступенчатый kg m/min kg m/min
110 kW FU WIW 300 VZ 432  202,0 m / 101,0 m max. 520,0 m / 260,0 m ¹⁾	5 Lagen Layers Couches Avvolgimenti Camadas Capas Слоёв 1 20000 0 ↔ 28 40000 0 ↔ 14 9300 0 ↔ 56 18800 0 ↔ 28 2 9800 0 ↔ 53 19700 0 ↔ 27 4200 0 ↔ 107 8800 0 ↔ 54 3 4900 0 ↔ 95 10100 0 ↔ 48 1500 0 ↔ 191 4000 0 ↔ 95







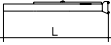





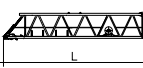

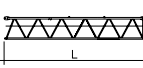















	0 ↔ 0,6 sl./min tr./min	2 x 11,0 kW FU
	0 ↔ 68,0 m/min	11,0 kW FU
	25,0 m/min	4 x 7,5 kW











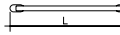

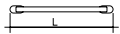



	
kVA	65 kW FU 110 kW FU
	103,0 139,0

¹⁾ Weitere Hublastdaten: siehe Betriebsanleitung. / Further hoist load data: see instruction manual. / Autres données de la charge de levage : voir manuel d'instruction. / Altri dati sui carichi sollevati: consultare il manuale d'istruzione. / Alturas bajo granco superiores según manual. / Outras tabelas de carga: consultar manual de instruções. / Другие данные по весу поднимаемых грузов: см. инструкцию по эксплуатации.

Litronic® kVA reduzierbar bei zu geringer Netz-Anschlussleistung, siehe BAL. / kVA can be reduced in case of too little power of the mains, see instruction manual. / kVA peut être réduit en cas de trop faible puissance du réseau, voir manuel d'instruction. / kVA riducibili in caso di potenza di rete ridotta (si veda manuale uso e manutenzione) / kVA variable para potencia de red demasiado pequeña, ver Manual de instrucciones. / kVA reduzível no caso de capacidade da rede elétrica muito baixa, ver manual de instruções. / Количество кВА может быть сокращено до минимальной общей потребляемой мощности, см. инструкцию по эксплуатации.

Montagegewichte: siehe Betriebsanleitung./Erection weights: see instruction manual./Poids de montage: voir manuel de service./Pesi di montaggio: vedere manuale d'uso./
Peso para el montaje: según manual./Pesos de montagem: veja-se as instruções p. uso./Масса монтируемых частей: см. инструкцию по эксплуатации.

Kranoberteil		Upper part of crane/Partie supérieure de grue/Parte superiore della gru/ Parte superior grúa/Parte superior do guindaste/Верхняя часть крана	L (m)	B (m)	H (m)	kg ²⁾			
Pos. Item Rep. Voce Pos. Ref. Поз.	Anz. Qty. Qte. Qta. Cant. Cant. Кол-во	Drehbühne kpl. / Slewing platform cpl. / Ensemble mât cabine cpl. / Piattaforma girevole compl. / Conjunto plataforma de giro / Plataforma giratória compl. / Поворотная платформа в сб.			6,40	2,98	3,17	21900	
2	1	Turmspitze / Tower head section / Porte-flèche / Testa porta-braccio / Cabeza de torre / Cabeça de arapio de lança / Оголовок башни			10,44	1,80	2,20	6100	
3	1	Gegenausleger-Kopfstück / Counter-jib head / Pointe de contre-flèche / Testa di controbraccio / Tramo punta de contrapluma / Cabeça de contralança / Концевая секция консоли противовеса			10,50	2,32	1,05	5800	
4	1	Gegenausleger-Anlenkstück / Counter-jib heel section / Pied de contre-flèche / Settore articolato di controbraccio / Tramo primero-contrapluma / Base articulada da contra-lança / Корневая секция консоли противовеса			6,90	1,98	1,05	3300	
5	2	Gegenausleger-Zwischenstück / Intermediate counter-jib section / Élément interm. de contre-flèche / Spezzione di controbraccio / Tramo intermedio de contrapluma / Peça suplementar da contra-lança / Промежуточная секция консоли противовеса			5,20	1,90	1,05	2700	
6	1	Ausleger-Anlenkstück + KAW / Jib heel section / Pied de flèche / Sezione articolata braccio / Pluma tramo primero / Base articulada de lança / Корневая секция стрелы			12,31	1,98	2,34	① 6400	
7	1	Ausleger-Zwischenstück / Intermediate jib section / Élément intermédiaire de flèche / Sezione intermedia braccio / Tramo intermedio pluma / Peça suplementar da lança / Промежуточная секция стрелы			12,31	1,77	2,23	② 4100	
1	12,31				1,77	1,96	③ 2920		
1	12,27				1,77	1,96	④ 2650		
2	12,27				1,77	1,96	⑤ 2750		
1	10,29				1,77	1,96	⑥ 1640		
1	10,25				1,77	1,96	⑦ 1190		
8	1	Ausleger-Kopfstück / Jib head section / Pointe de flèche / Punta braccio / Tramo punta de pluma / Cabeça de lança / Концевая секция стрелы			2,56	1,77	2,25	⑧ 540	
9	2	Laufkatze / Trolley / Chariot de distribution / Carrello / Carrito / Carro de ponte / Грузовая тележка			3,25	2,02	1,83	850	
					3,25	2,02	1,83	750	
10	1	Lasthaken und Traverse / Hook and cross members / Crochet et traverses / Gancio e traversa / Gancho e tavessa / Gancho e traviesa / Грузовой крюк и траверса			3,50	1,80	0,50	2000	
11	1	Hubwerkseinheit (65 kW) / Hoist gear unit / Treuil de levage / Gruppo meccanismo sollevamento / Mecanismo de elevación / Grupo de mecanismo elevatório / Блок грузовой лебедки			2,30	2,70	1,65	280 VZ 6750	
12	1	Ausleger-Abspannbock / Jib gantry / Chevalet de haubange de flèche / Tirante braccio / Caballete de pluma / Cavalete de lança / Опора расчала стрелы			8,20	1,50	0,30	810	
Turm		Tower / Mât / Torre / Torre / Башня							
13	13	Turmstück / Tower section / Élément de mât / Elemento di torre / Tramo torre / Torre / Башенная секция			24 HC 630 TS-0580c	6,28	2,45	2,45	6450
14	1	Grundturmstück / Base tower section / Mât de base / Elemento di torre base / Tramo base / Peça de base de torre / Секция основания			24 HC 630 TSB-1242c	12,42	2,67	2,67	14500
Klettereinrichtung		Climbing equipment / Equipement de télescopage / Attrezzatura per allungamento della gru / Equipo de trepado / Acsórios p. subida no edifício / Обойма наращивания							
15	1	Führungsstück kpl., geteilt / Guide section cpl., split / Cage télescopique cpl., devisée / Gabbia di sopraelevazione compl., suddivisa / Torre de montaje, dividida / Peça de guia, subdividida / Направляющая секция в сб., разъемная			24 HC 630 ECGS	12,39	2,78	1,58	8550
16	1	Hydraulikanlage, Stütz- und Klettertraverse / Hydraulic unit, supporting and climbing crossmembers / Système hydraul. avec traverses d'appui et de télescop. / Sist. idraul. traversa di appoggio e allugam. gru / Sistema hidráulico con traviesa de apoyo y trepado / Instalação hidráulica, travessa de apoio e subida / Гидроагрегат, стойка-упор и траверса обоймы наращивания			24 HC 630	2,60	1,50	1,00	1900

Pos. Item Rep. Voce Pos. Ref. Pos.	Anz. Qty. Qte. Qta. Cant. Cant. Кол-во					L (m)	B (m)	H (m)	kg ²⁾
Unterwagen Undercarriage / Châssis / Carro / Carro con mástil / Carro de guindaste / Опорная рама									
17	4	Ausgleichsschwinge mit Schwingenlager / Pivot for wheel box / Chape pour bogie / Bilanciere di equilibrio / Balancin / Balancim / Подрамник с шарнирной опорой			24 HC 630	1,60	0,72	1,48	1470
18	4	Fahrschemel mit Antrieb / Rail bogie with drive / Bogie moteur / Telajo con grappa propulsore / Caja rodillo motriz / Quadra sem grupa de propulsão / Подрамник с приводом			24 HC 630	1,45	0,82	0,72	1200
19	4	Fahrschemel ohne Antrieb / Rail bogie without drive / Bogie fou / Telajo senza grappa propulsore / Caja rodillo conducido / Quadra com grupa de propulsão / Подрамник без привода			24 HC 630	1,30	0,40	0,72	950
20	1	Tragholm lang / Long support arm / Longeron long / Longherone lungo / Brazo soporte largo / Travessa comprida / Несущая балка, длинная			24 HC 630	7,32	0,92	0,93	2330
21	2	Tragholm kurz / Short support arm / Longeron court / Longherone corto / Brazo soporte corto / Travessa curta / Несущая балка, короткая			24 HC 630	7,14	0,92	0,90	2180
22	4	Randträger / Border support / Traverse / Supporti base Traviesa / Apoio de bordo / Стяжная балка			24 HC 630	9,30	0,24	0,41	870
23	4	Stützholm / Support strut / Hauban de châssis / Correnti di appoggio / Tirante vertical / Travessa de apoio / Опорный подкос			24 HC 630 UC 24 HC 630 UCr	6,98 6,98	0,26 0,26	0,39 0,39	1190 1300
24	1	Unterwagen-Turmstück / Undercarriage tower section / Mât de châssis / Elemento di torre del carro / Tramo de carro / Peça de torre do chassis / Опорная башенная секция			24 HC 630 UC 24 HC 630 UCr	6,61 6,61	2,44 2,67	2,44 2,67	7930 9400
25	1	Kiste mit Kleinteilen, Seilen / Crate with small parts, ropes / Caisse contenant des accessoires, câbles / Cassa con minuteria, funi / Caja con piezas pequeñas, cables / Caixa com peças pequenas, cabos / Ящик с мелкими деталями, с канатами			24 HC 630	2,00	1,00	1,00	2000
26	1	Abspannungen / Holding bars / Tirants / Attrezzi di ancoraggio / Tirantes / Peças de ancoragem / Пристёжки				7,60	1,00	1,00	7100

²⁾ Einzelgewichte / Single weights / Poids individuels / Singoli pesi / Tramo punta de pluma / Pesos de peças componentes / Индивидуальный вес

Änderungen vorbehalten! / Subject to technical modifications! / Sous réserves de modifications! / Con riserva di modifiche! / ¡Sujeto a modificaciones sin previo aviso! / Sujeto a modificaciones! / С правом внесения изменений!

Sämtliche Angaben erfolgen ohne Gewähr. / This information is supplied without liability. / Ces renseignements sont sans garantie. / Tutte le indicazioni fornite senza garanzia. / Declinamos toda responsabilidad derivada de la información proporcionada. / Declinamos qualquer responsabilidade quanto à informação fornecida. / Все данные указаны без обязательств.