



**SIE HABEN VIEL VOR.
WIR HABEN ALLES DA.**

UNSERE LIEBHERR-KRANE.

Turmdrehkran

Tower Crane / Grue à tour / Gru a torre / Grúa torre
Guindaste de torre / Башенный поворотный кран

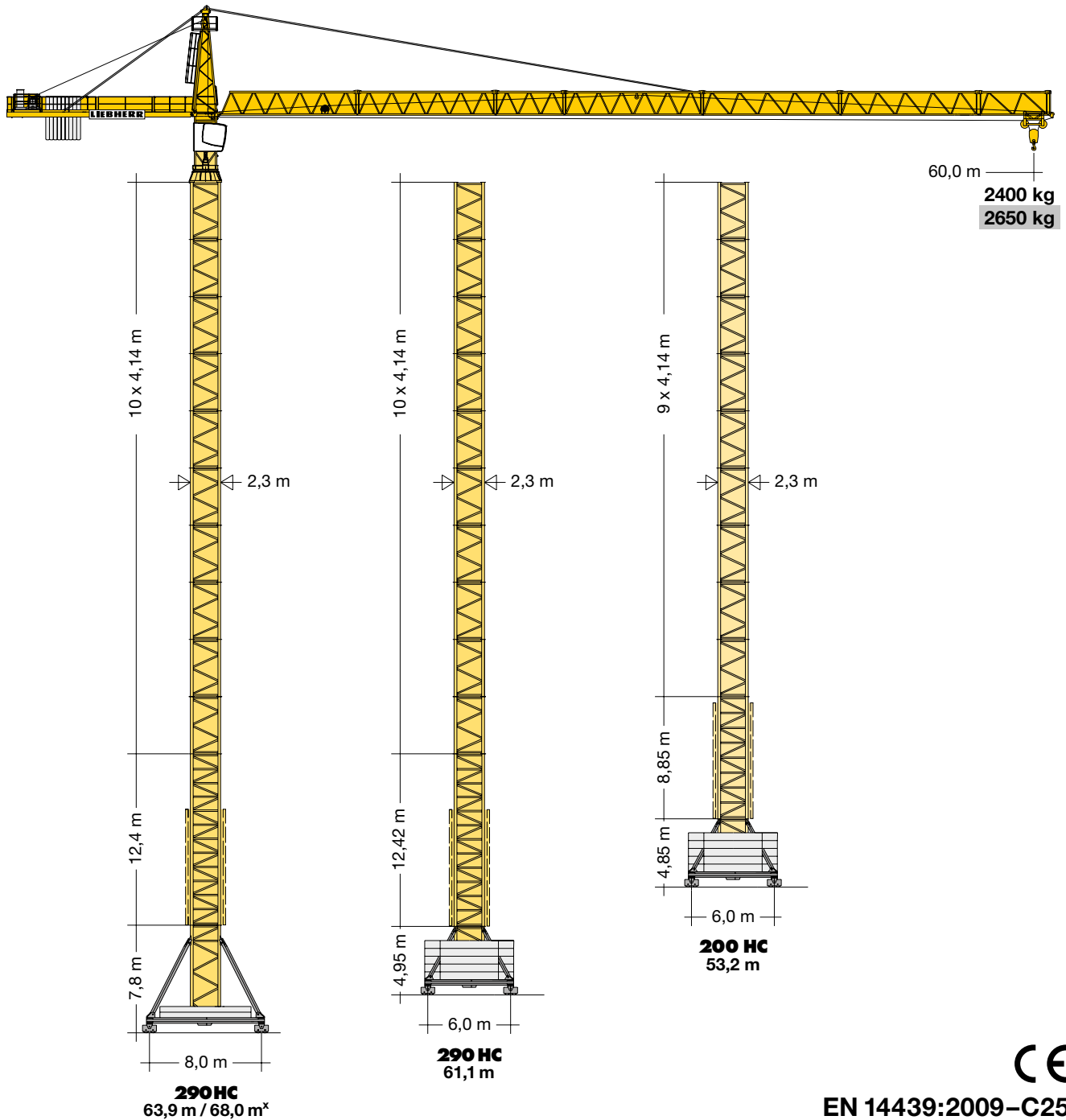
200 EC-H 10 FR.tronic®

200 EC-H 10 Litronic®

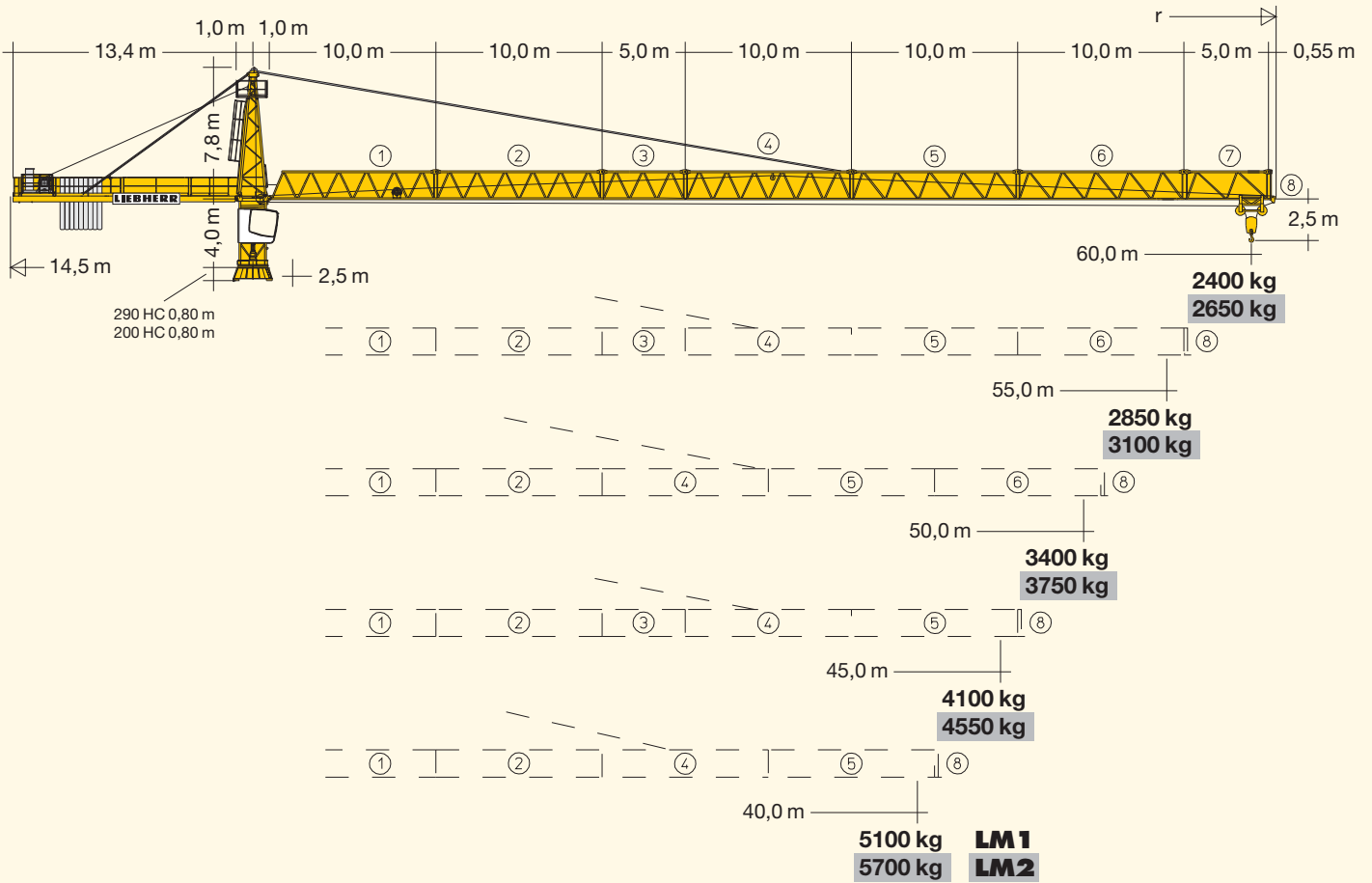
200 EC-H 10 FR.tronic®

200 EC-H 10 Litronic®

200 EC-H 12 FR.tronic®



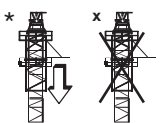
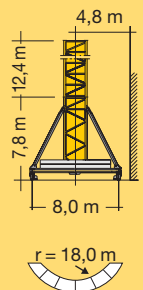
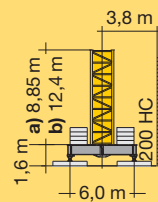
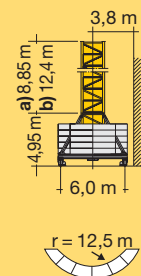
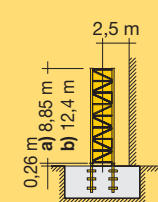
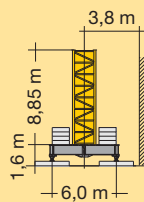
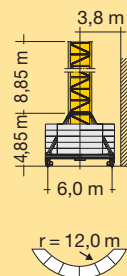
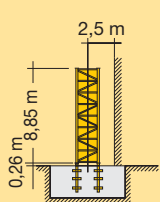
LIEBHERR



Hubhöhe

Hoisting height / Hauteur sous crochet / Altezza di sollevamento
 Altura bajo gancho / Altura de montagem / Высота подъема

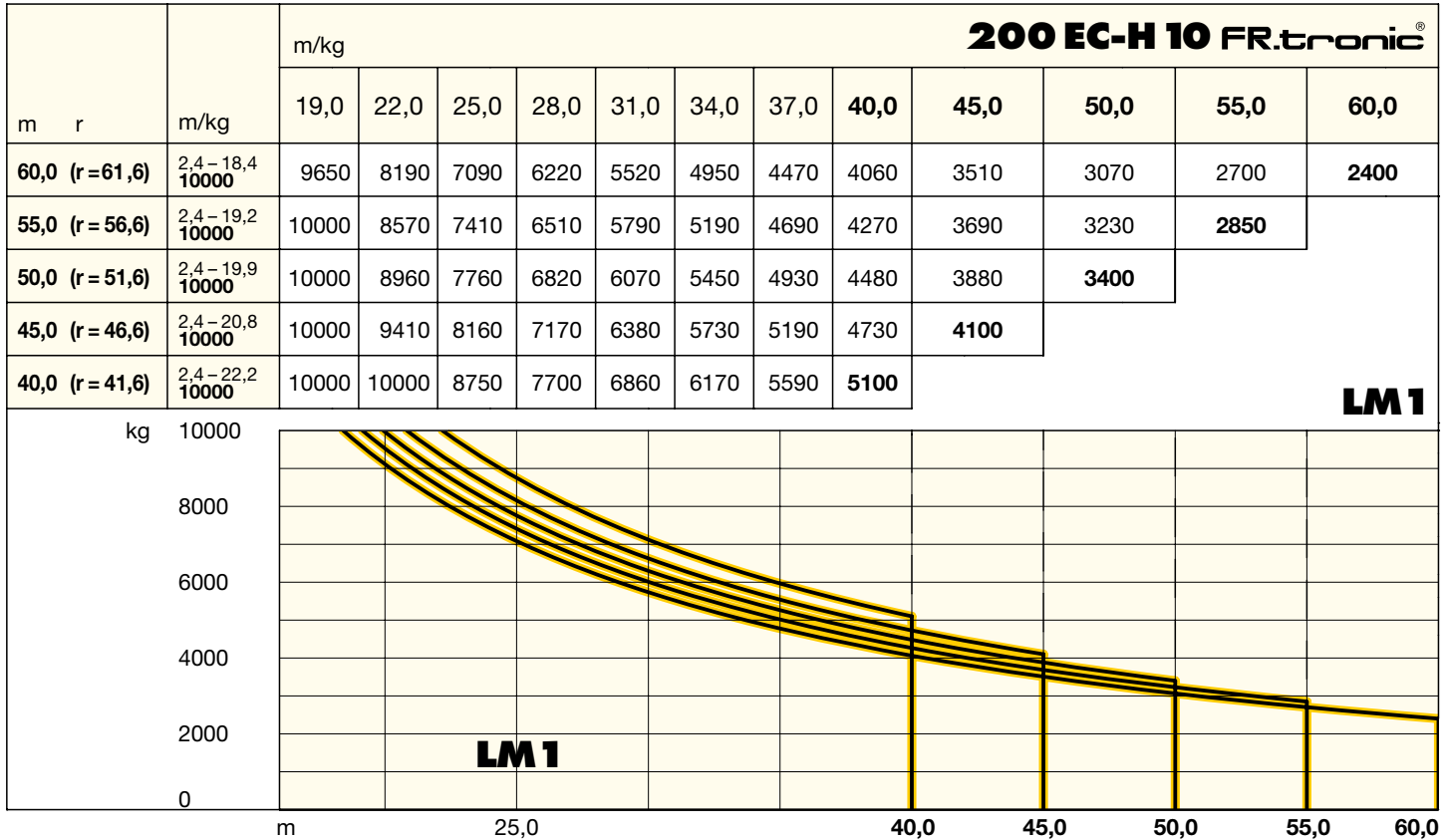
C 25	200 HC			290 HC					
	m	m	m	m a)	m b)	m a)	m b)	m a)	m b)
12	-	-	-	-	64,6*	-	-	-	-
11	-	-	-	56,9*	60,5*	-	-	-	68,0*
10	52,8*	-	-	52,8*	56,3	57,5*	61,1*	54,1*	-
9	48,6*	53,2*	50,0*	48,6	52,2	53,3	56,9	50,0	53,6*
8	44,5	49,0	45,9	44,5	48,0	49,2	52,8	45,9	49,4
7	40,3	44,9	41,7	40,3	43,9	45,0	48,7	41,7	45,3
6	36,2	40,7	37,6	36,2	39,8	40,9	44,5	37,6	41,2
5	32,1	36,6	33,4	32,1	35,6	36,8	40,4	33,4	37,0
4	27,9	32,5	29,3	27,9	31,5	32,6	36,2	30,4	32,9
3	23,8	28,3	25,2	23,8	27,3	28,5	32,1	25,2	28,7
2	19,6	24,2	21,0	19,6	23,2	24,3	28,0	21,0	24,6
1	15,5	20,0	16,9	15,3	19,1	20,2	23,8	16,9	20,5
0	11,4	15,9	12,7	11,4	14,9	16,1	19,7	12,7	16,3



Weitere Hubhöhen, Auslegerlängen sowie Klettern im Gebäude auf Anfrage. / Further hoist heights and jib lengths as well as climbing inside the building on request. / Autres hauteurs sous crochet et longueurs de flèche ainsi que hissage dans le bâtiment sur demande. / Ulteriori altezze gancho, lunghezze braccio così come telescopaggio all'interno dell'edificio: su richiesta. / Para alturas bajo gancho superiores, otros alcances y trepado en el interior del edificio, consultar. / Outras alturas de elevação, comprimentos de lança e subida no edifício: sob consulta. / Другие высоты подъема, длины стрелы и самоподъем в здании – по запросу.

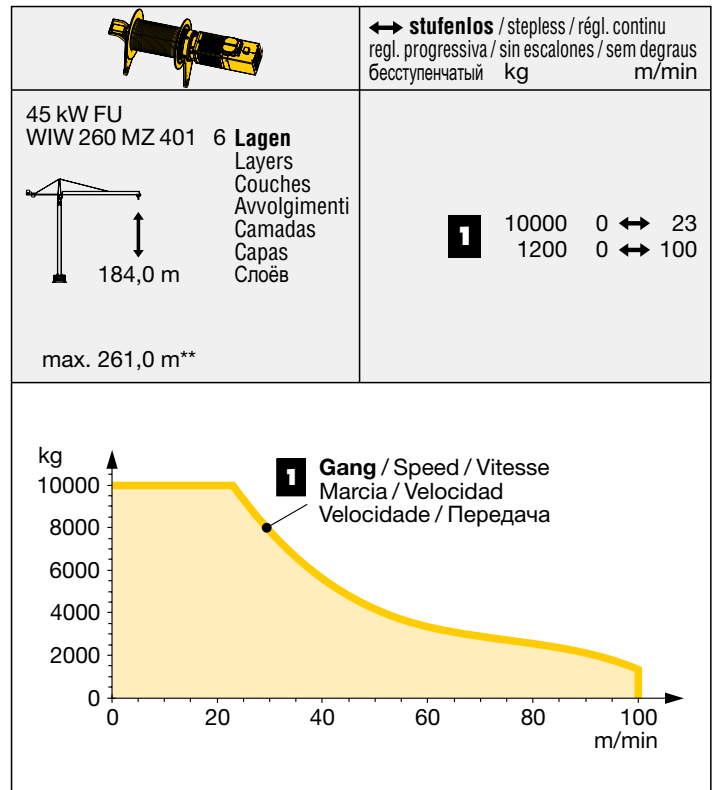
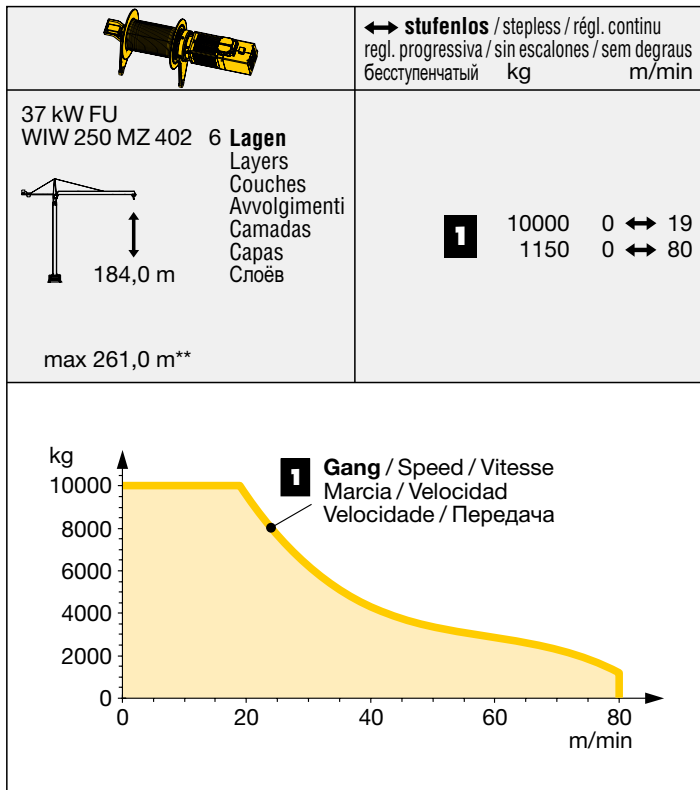
Ausladung und Tragfähigkeit

Radius and capacity / Portée et charge / Sbraccio e portata
Alcances y cargas / Alcance e capacidade de carga / Вылет и грузоподъемность



Antriebe FR.tronic®/Litronic®

Driving units / Mécanismes d'entraînement
Meccanismi / Mecanismos / Mecanismos / Приводы



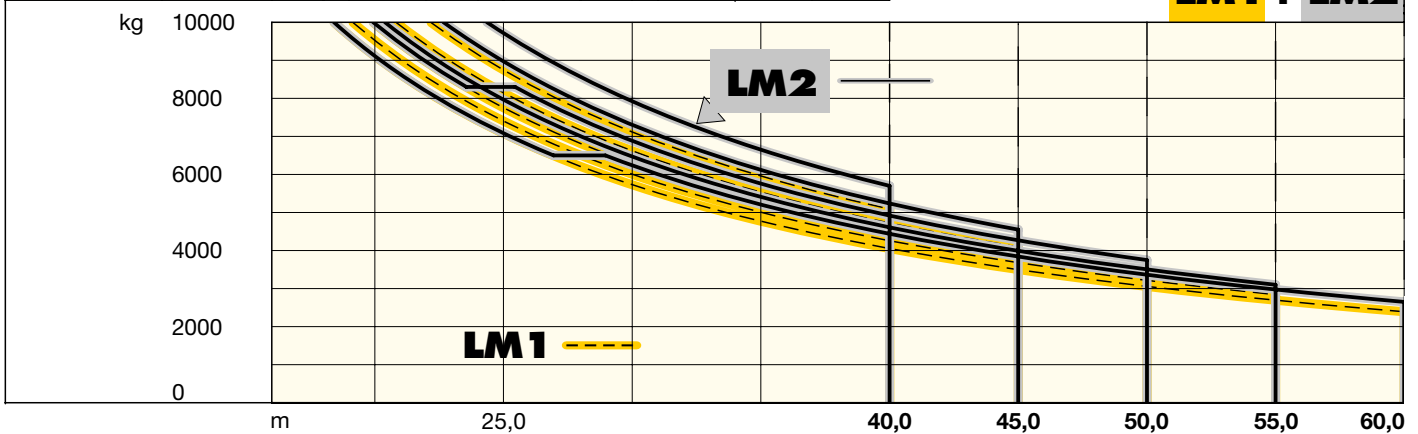
** Weitere Hublastdaten: siehe Betriebsanleitung. / Further hoist load data: see instruction manual. / Autres données de la charge de levage: voir manuel d'instruction. / Altri dati sui carichi sollevati: consultare il manuale d'istruzione. / Alturas bajo grancho superiores según manual. / Outras tabelas de carga: consultar manual de instruções. / Другие данные по весу поднимаемых грузов: см. инструкцию по эксплуатации.

Ausladung und Tragfähigkeit

Radius and capacity / Portée et charge / Sbraccio e portata
Alcances y cargas / Alcance e capacidade de carga / Вылет и грузоподъемность

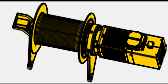
m	r	m/kg	200 EC-H 10 Litronic®											
			19,0	22,0	25,0	28,0	31,0	34,0	37,0	40,0	45,0	50,0	55,0	60,0
60,0	(r=61,6)	2,4-18,4 10000	9650	8190	7090	6500	6010	5390	4880	4400	3840	3370	2980	2650
55,0	(r=56,6)	2,4-20,4 10000	10000	9200	7970	7010	6230	5600	5060	4610	4000	3500	3100	
50,0	(r=51,6)	2,4-19,9 10000	10000	8960	8300	7450	6630	5960	5400	4920	4270	3750		
45,0	(r=46,6)	2,4-22,7 10000	10000	10000	8970	7900	7040	6330	5740	5240	4550			
40,0	(r=41,6)	2,4-24,4 10000	10000	10000	9720	8570	7640	6880	6240	5700				

LM1 + LM2



Antriebe FR.tronic®/Litronic®

Driving units / Mécanismes d'entraînement
Meccanismi / Mecanismos / Mecanismos / Приводы



65 kW FU
WIW 280 MZ 405 6 **Lagen**
Layers
Couches
Avvolgimenti
Camadas
Capas
Слоёв

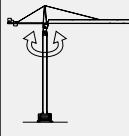
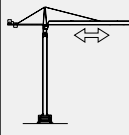
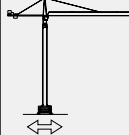
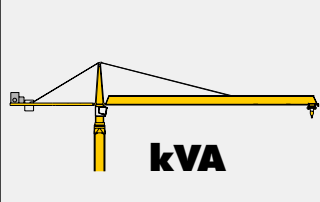
184,0 m

max. 344,0 m**

↔ **stufenlos** / stepless / régl. continu
regl. progressiva / sin escalones / sem degraus
бесступенчатый kg m/min

1 10000 0 ↔ 33
2200 0 ↔ 110



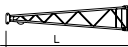

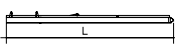



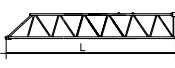











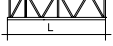



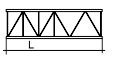





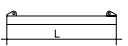





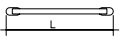

1 Gang / Speed / Vitesse
Marcia / Velocidad
Velocidade / Передача


	0 ↔ 0,8 sl./min tr./min	2 x 7,5 kW FU
	0 ↔ 100,0 m/min	5,5 kW FU
	25,0 m/min	2 x 5,5 kW (200 HC) 2 x 7,5 kW (290 HC)
	kVA	37 kW FU 45 kW FU 65 kW FU 54,0 61,0 84,0

Litronic: kVA reduzierbar bei zu geringer Netz-Anschlussleistung, siehe BAL. / kVA can be reduced in case of too little power of the mains, see instruction manual. / kVA peut être réduit en cas de trop faible puissance du réseau, voir manuel d'instruction. / kVA riducibili in caso di potenza di rete ridotta (si veda manuale uso e manutenzione) / kVA variable para potencia de red demasiado pequeña, ver Manual de instrucciones. / kVA reduzível no caso de capacidade da rede elétrica muito baixa, ver manual de instruções. / Количество кВА может быть сокращено до минимальной общей потребляемой мощности, см. инструкцию по эксплуатации.

LM 2 Abweichende Geschwindigkeiten und Betriebsbedingungen. Variant speeds and service conditions. / Vitesses et conditions de fonctionnement différentes. / Differenti velocità e condizioni di funzionamento. / Otras velocidades y características de funcionamiento. / Outras velocidades e características de funcionamento. / Нестандартные скорости и условия эксплуатации.

Montagegewichte: siehe Betriebsanleitung. / Erection weights: see instruction manual. / Poids de montage: voir manuel de service. / Pesi di montaggio: vedere manuale d'uso. / Peso para el montaje: según manual. / Pesos de montagem: vejäm-se as instruções p. uso. / Масса монтируемых частей: см. инструкцию по эксплуатации.

Kranoberteil		Upper part of crane / Partie supérieure de grue / Parte superiore della gru Parte superior grúa / Parte superior do guindaste / Верхняя часть крана	L (m)	B (m)	H (m)	kg*		
Pos. Item	Anz. Qty.	Drehbühne kpl. / Slewing platform cpl. Ensemble mât cabine cpl. / Piattaforma girevole compl. / Conjunto plataforma de giro Plataforma giratória compl. / Поворотная платформа в сб.			200 HC 5,40 290 HC 5,40	2,80 2,80	2,64 2,64	8400 8400
1	1							
2	1	Turnspitze / Tower head section / Porte-flèche Testa porta-braccio / Cabeça de torre / Cabeça de apoio de lança / Оголовок башни			7,90	1,48	1,91	1900
3	1	Gegenausleger / Counter-jib / Contre-flèche Contrafreccia / Contrapluma / Contra-lança Консоль противовеса			13,50	2,30	0,61	3500
4	1	Hubwerkseinheit / Hoist gear unit / Treuil de levage Gruppo meccanismo sollevamento / Mecanismo de elevación / Grupo de mecanismo elevatório / Блок грузовой лебедки			2,20	2,34	1,70	2800
5	1	Ausleger-Anlenkstück / Jib heel section / Pied de flèche / Sezione articolata braccio / Pluma tramo primero / Base articulada de lança / Корневая секция стрелы			10,21	1,68	1,95	① 2010
6	4	Ausleger-Zwischenstück / Intermediate jib section Élément intermédiaire de flèche / Sezione intermedia braccio / Tramo intermedio pluma / Peça suplementar da lança / Промежуточная секция стрелы			10,30	1,50	1,90	② 1320 ④ 1400 ⑤ 1100 ⑥ 710
7	2	Ausleger-Zwischenstück / Intermediate jib section Élément intermédiaire de flèche / Sezione intermedia braccio / Tramo intermedio pluma / Peça suplementar da lança / Промежуточная секция стрелы			5,30	1,50	1,90	③ 710 ⑦ 350
8	1	Ausleger-Kopfstück / Jib head section / Pointe de flèche / Punta braccio / Tramo punta de pluma Cabeça de lança / Концевая секция стрелы			0,65	1,66	2,00	⑧ 170
9	1	Laufkatze und Lasthaken / Trolley and hook Chariot de distribution et crochet / Carrello con gancio / Carrito y gancho / Carro de ponte e gancho / Грузовая тележка и грузовой крюк			1,85	1,69	1,42	950
Turm		Tower / Mât / Torre Torre / Torre / Башня						
10	8-9 9-10 10-12	Turmstück / Tower section Élément de mât / Elemento di torre Tramo torre / Torre / Башенная секция			200 HC 4,14 290 HC 4,14	2,30 2,30	2,30 2,30	2240 2300
11	1	Turmstück lang / Long tower section / Élément de mât long / Elemento di torre, lungo / Tramo de torre largo Peça de torre, comprida / Башенная секция, длинная			200 HC 12,42 290 HC 12,42	2,30 2,30	2,30 2,30	5460 5770
12	1	Grundturmstück / Base tower section / Mât de base / Elemento di torre base Tramo base / Peça de base de torre / Секция основания			200 HC 8,85 290 HC 8,85 (12,42)	2,30 2,30 (2,30)	2,30 2,30 (2,30)	4280 4830 (7940)
Klettereinrichtung		Climbing equipment / Equipement de télescope / Attrezzatura per allungamento della gru Equipo de trepado / Acsórios p. subida no edificio / Обойма наращивания						
13	1	Führungstück kpl. / Guide section cpl. / Cage télescopique cpl. / Gabbia di sopraelevazione compl. Torre de montaje completa / Peça de guia compl. Направляющая секция в сб.			200 HC 8,39 290 HC 8,39	2,68 2,68	2,58 (3,04) 2,58 (3,04)	5210 5210
14	1	Hydraulikanlage, Stütz- und Klettertraverse / Hydraulic unit, supporting and climbing cross members / Système hydraulique avec traverses d'appui et de télescope / Sistema idraulico, traversa di appoggio e allungamento gru Sistema hidráulico con traviesa de apoyo y trepado / Instalação hidráulica, travessa de apoio e subida / Гидроагрегат, стойка-упор и траверса обоймы наращивания			200 HC 2,30 290 HC 2,30	1,25 1,25	1,00 1,00	1150 1300
Unterwagen		Undercarriage / Châssis / Carro Carro con mástil / Carro de guindaste / Опорная рама						
15	2	Fahrschemel mit Antrieb / Rail bogie with drive Bogie moteur / Telaio con gruppo propulsore Caja rodillo motriz / Quadro sem grupo de propulsão Подрамник с приводом			200 HC 1,46 290 HC 1,63 (1,46)	0,84 0,92 (0,84)	0,87 0,95 (0,87)	920 1690 (920)
16	2	Fahrschemel ohne Antrieb / Rail bogie without drive Bogie fou / Telaio senza gruppo propulsore / Caja rodillo conducido / Quadro com grupo de propulsão Подрамник без привода			200 HC 1,15 290 HC 1,37 (1,15)	0,60 0,62 (0,60)	0,87 0,95 (0,87)	880 1340 (880)
17	1	Tragholm lang / Long support arm / Longeron long Longherone lungo / Brazo soporte largo / Travessa comprida / Несущая балка, длинная			200 HC 9,10 290 HC 9,10 (11,95)	0,82 0,80 (0,82)	0,74 0,80 (0,80)	1350 1650 (2200)
18	2	Tragholm kurz / Short support arm / Longeron court Longherone corto / Brazo soporte corto / Travessa curta / Несущая балка, короткая			200 HC 4,41 290 HC 4,45 (5,58)	0,62 0,77 (0,65)	0,71 0,77 (0,77)	615 850 (1035)
19	2 + 2	Randträger / Border support / Traverse Supporti base / Traviesa / Apoio de bordo Стяжная балка			200 HC 5,48 – 5,46 290 HC 5,46 – 5,40 (7,52 – 7,46)	0,11 – 0,17 0,11 – 0,18 (0,10 – 0,17)	0,16 – 0,38 0,16 – 0,38 (0,10 – 0,38)	60 – 230 95 – 270 (183 – 460)
20	4	Stützholm / Support strut / Hauban de châssis Correnti di appoggio / Tirante vertical / Travessa de apoio / Опорный подкос			200 HC 4,23 290 HC 4,14 (6,55)	0,17 0,18 (0,22)	0,25 0,25 (0,25)	275 330 (600)

Pos. Item Rep. Voce Pos. Ref. Поз.	Anz. Qty. Qte. Qta. Cant. Cant. Кол-во				L (m)	B (m)	H (m)	kg*
21	1	Unterswagen-Turmstück / Undercarriage tower section / Mât de châssis / Elemento di torre del carro Tramo de carro / Peça de torre do chassis Опорная башенная секция		200 HC 290 HC	3,73 3,73 (6,70)	2,52 2,62 (2,53)	2,52 2,62 (2,53)	2050 3000 (4200)
22	1	Kleinteile, Seile und Abspannungen / Small parts, ropes and holding bars Accessoires, câbles et tirants / Accessori, funi e attrezzi di ancoraggio Despieces, cables y tirantes / Acessórios, cabos e peças de ancoragem Мелкие детали, Канаты и Пристежки		200 HC 290 HC	9,00	1,60	1,00	4000

() **Angaben in Klammern gelten für 8 m-Unterswagen.** / The data in brackets are valid for an undercarriage of 8 m. / Les données techniques indiquées entre parenthèses sont valables pour un châssis de 8 m. / Caratteristiche in (..) valgono per carro di 8 m. / Los datos entre paréntesis son válidos para carro de 8 m. Características em (..) válidas pelo chassis de 8 m. / Данные в скобках относятся к 8-метровой опорной раме

* **Einzelgewichte.** / Single weights. / Poids individuels. / Singoli pesi. / Pesos unitarios. / Pesos de peças componentes. / Индивидуальный вес.

Konstruktionsänderungen vorbehalten! / Subject to alterations! / Sous réserves de modifications! / Riservato il diritto di modifiche strutturali!
¡Sujeto a modificaciones! / Salvo modificação da construação! / Права на внесение конструкторских изменений сохраняются!

Sämtliche Angaben erfolgen ohne Gewähr. / This information is supplied without liability. / Ces renseignements sont sans garantie. / Tutte le indicazioni fornite senza garanzia. / Declinamos toda responsabilidad derivada de la información proporcionada. / Declinamos qualquer responsabilidade quanto à informação fornecida. / Все данные указаны без обязательств.

121 P – 5818 • EN 14439:2009 – FEM1.001-A3 • BGL C.0.10.0180 • 04.10 / 7

Printed in Germany.